



RPAS FLIGHT REVIEW

APPLICATION AND GUIDENCE
FOR TRANSPORT CANADA RPAS
FLIGHT REVIEW CANDIDATES




WELCOME

This guide has been developed for all RPAS Pilots who will be challenging the Transport Canada Advanced Operations Flight Review with Advanced Drone Services. By taking some time now to carefully review the requirements and expectations, as well as orienting yourself to the review process itself, you will assure yourself the greatest chance at success.

At the end of the guide you'll find a link to the 'Flight Review Application Form'. Once the form has been completed, a Flight Reviewer will be in touch to coordinate the review and answer any questions you may have.

Candidates must be familiar with the Flight Reviewer's Guide for Pilots of Remotely Piloted Aircraft Systems – TP 15395, as well as the Knowledge Requirements for Remotely Piloted Aircraft Systems – TP 15263. This guide is only preparatory in nature. Where a discrepancy exists between this guide and the aforementioned Transport Canada documents, the former gives way to the later.





CANDIDATE REQUIREMENTS


1. REVIEW

There isn't anything more important than taking some time to review the following Transport Canada reference documents.

- [Knowledge Requirements for Pilots of Remotely Piloted Aircraft Systems](#)
- [Flight Reviewers Guide for Pilots of Remotely Piloted Aircraft Systems](#)



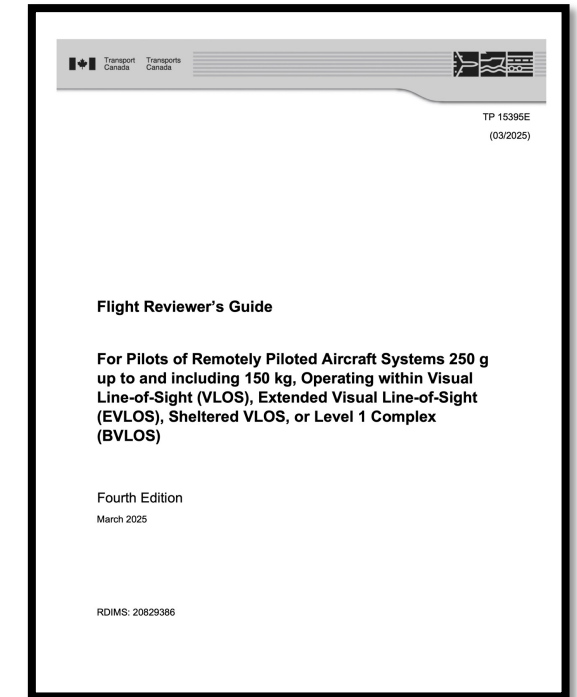
THE KNOWLEDGE REQUIREMENTS DOCUMENT



This document is the basis for all oral questions your examiner will be asking you during the Flight Review.

[Appendix A](#) provides you an outline of the exercises you will be conducting during the Flight Review.

THE FLIGHT REVIEWER'S GUIDE



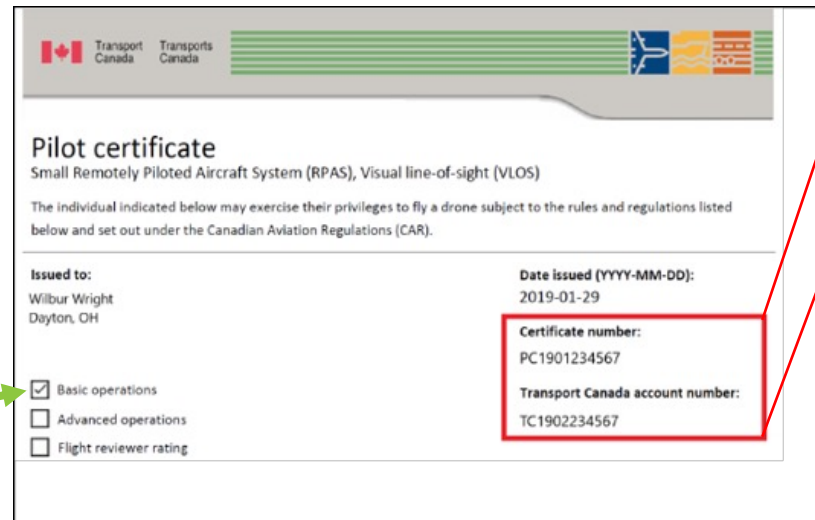
This guide will give you some insight into how your Flight Reviewer will be assessing your performance as well as a more thorough description of the review process.



2. EXAM

In order to be admitted to the Flight Review, you must have successfully completed and passed the Small Remotely Piloted Aircraft (VLOS) – Advanced Operations exam.

***NOTE:** Once you have successfully passed your Advanced Operations exam, you will automatically be issued your Basic Operations Certificate. Once you have successfully passed your Flight Review, you will be issued a new certificate with the Advanced Operations box checked (once paid for).



The image shows a screenshot of a Transport Canada Pilot Certificate form. At the top, there is a header with the Canadian flag and the text 'Transport Canada' in both English and French. Below this, the title 'Pilot certificate' is followed by 'Small Remotely Piloted Aircraft System (RPAS), Visual line-of-sight (VLOS)'. A paragraph states: 'The individual indicated below may exercise their privileges to fly a drone subject to the rules and regulations listed below and set out under the Canadian Aviation Regulations (CAR)'. The form is divided into two columns. The left column is titled 'Issued to:' and lists 'Wilbur Wright' and 'Dayton, OH'. Below this are three checkboxes: 'Basic operations' (checked), 'Advanced operations' (unchecked), and 'Flight reviewer rating' (unchecked). A green arrow points from the text on the left to the 'Basic operations' checkbox. The right column is titled 'Date issued (YYYY-MM-DD):' and shows '2019-01-29'. Below this are two fields: 'Certificate number:' with the value 'PC1901234567' and 'Transport Canada account number:' with the value 'TC1902234567'. A red box highlights these two fields, with lines connecting to a separate box on the right.

Pilot Certificate (PC) Number
PC1901234567

Transport Canada (TC) Account Number
TC1902234567

PROVIDE THESE NUMBER TO YOUR EXAMINER.

On the day of your exam, your examiner will input these numbers into the Drone Management Portal and verify your identity using the government issued documents you have provided.

3. IDENTIFICATION

You must provide a valid (not expired) piece of government-issued identification that provides your name and date-of-birth.



VALID ID INCLUDES THE FOLLOWING:

- A Citizenship Certificate
- A Certificate of Registration of Birth Abroad issued by the Department of Citizenship and Immigration
- A Birth Certificate or Baptismal Certificate, certified by the issuing authority, or a duly notarized copy. If the date-of-birth is not shown on Baptismal Certificate it shall be supported by a statutory declaration in which the applicant declares date-of-birth
- A Passport
- An Aviation Personnel permit or license, showing the date-of-birth, issued by the state of which the applicant is a citizen
- A Permanent Resident card
- A Military ID
- A Driver's License that is issued by a province or territory or the equivalent abroad
- A Certificate of Indian Status
- An ID card issued by the federal, provincial or territorial government

4. DOCUMENTS


Ensure you have all the RPAS documents required by the Canadian Aviation Regulations and that they are valid.



CONSIDER THE FOLLOWING:

Documentation required by the Canadian Aviation Regulations is sometimes dependent on the unique aspects of the operation conducted. Ensure you are very familiar with the CARs Part IX material and consider the following:

- Will the Flight Review area require you to be in contact with Air Traffic Control? If so, and they require you to be on an active frequency, do you have the proper license?
- During the Flight Review you will be asked about your site survey, normal procedures, and emergency procedures. You may be asked to reference those procedures
- Ensure you have current aeronautical charts and other flight publications appropriate for the intended operation
- Do you have the required documentation for your aircraft? Again, you may be asked to reference this material during your review



REQUIREMENTS FOR YOUR AIRCRAFT

1. REGISTRATION

Aircraft used for Flight Review must have valid and current registration.



 Transport Canada	 Transports Canada	
Certificate of Registration - Certificat d'immatriculation Small Remotely Piloted Aircraft System (RPAS), Visual line-of-sight (VLOS) Petit système d'aéronef télépiloté (SATP), Visibilité directe (VLOS)		
Registration number - No d'immatriculation C- XXXXXXXXXXXX	Make, model and serial number - Marque, modèle et no de série DJI MAVIC PRO PLATINUM SN/NS: XXXXXXXXXXXXXXX	
Registered owner - Propriétaire inscrit Name: Address:	Manufacturer RPAS safety assurance declaration in accordance with CAR 901.76 - Déclaration du fabricant relativement à l'assurance de la sécurité du SATP conformément au RAC 901.76 <input checked="" type="checkbox"/> Near people, within 100 ft (30 m) to 16.4 ft (5 m) À proximité de personnes, à moins de 100 pieds (30 m) et de 16,4 pieds (5 m) <input type="checkbox"/> Over people, within 16.4 ft (5 m) Au-dessus de personnes, à moins de 16,4 pieds (5 m) <input checked="" type="checkbox"/> Controlled airspace Espace aérien contrôlé	
This Certificate is not a Certificate of Title - Ce certificat n'est pas un certificat de titre		
2019-07-17 Certificate Issue Date Date de délivrance du certificat	Nicholas Robinson Director General, Civil Aviation - Safety and Security Directeur général, Aviation civile - Sécurité et sûreté	
Canadian Aviation Document / Document d'aviation canadien		

2. DECLARATION

Ensure the Manufactures Declaration listed on your Certificate of Registration is appropriate for the Flight Review.

- Near People
- Over People
- Controlled Airspace



Certificate of Registration - Certificat d'immatriculation

Small Remotely Piloted Aircraft System (RPAS), Visual line-of-sight (VLOS)
Petit système d'aéronef télépiloté (SATP), Visibilité directe (VLOS)

Registration number - No d'immatriculation
C- XXXXXXXXXXXX

Registered owner - Propriétaire inscrit
Name:
Address:

Make, model and serial number - Marque, modèle et no de série
DJI MAVIC PRO PLATINUM
SN/NS: XXXXXXXXXXXXXXX

Manufacturer RPAS safety assurance declaration in accordance with CAR 901.76 - Déclaration du fabricant relativement à l'assurance de la sécurité du SATP conformément au RAC 901.76


- Near people, within 100 ft (30 m) to 16.4 ft (5 m)
À proximité de personnes, à moins de 100 pieds (30 m) et de 16,4 pieds (5 m)
- Over people, within 16.4 ft (5 m)
Au-dessus de personnes, à moins de 16,4 pieds (5 m)
- Controlled airspace
Espace aérien contrôlé

This Certificate is not a Certificate of Title - Ce certificat n'est pas un certificat de titre

2019-07-17
Certificate Issue Date
Date de délivrance du certificat

Nicholas Robinson
Director General, Civil Aviation - Safety and Security
Directeur général, Aviation civile - Sécurité et sûreté

Canadian Aviation Document / Document d'aviation canadien 



REQUIREMENTS FOR PROCEDURES

1. SITE SURVEY

As per the Canadian Aviation Regulations 901.27, ensure you have established a site survey procedure prior to the Flight Review.

Your examiner may ask you to refer to these procedures during the Flight Review.



SITE SURVEY:

CARs 901.27 No pilot shall operate a remotely piloted aircraft system unless, before commencing operations, they determine that the site for take-off, launch, landing or recovery is suitable for the proposed operation by conducting a site survey that takes into account the following factors:

- a) The boundaries of the operation
- b) The type of airspace and the applicable regulatory requirements
- c) The altitudes and routes to be used on the approach to and departure from the area of operation
- d) The proximity of manned aircraft operations
- e) The proximity of aerodromes, airports and heliports
- f) The location and height of obstacles, including wires, masts, buildings, cell phone towers and wind turbines
- g) The predominant weather and environmental conditions for the area of operation
- h) The horizontal distances from persons not involved in the operation

2. PROCEDURES

As per the Canadian Aviation Regulations 901.23, ensure these procedures are established prior to the Flight Review.

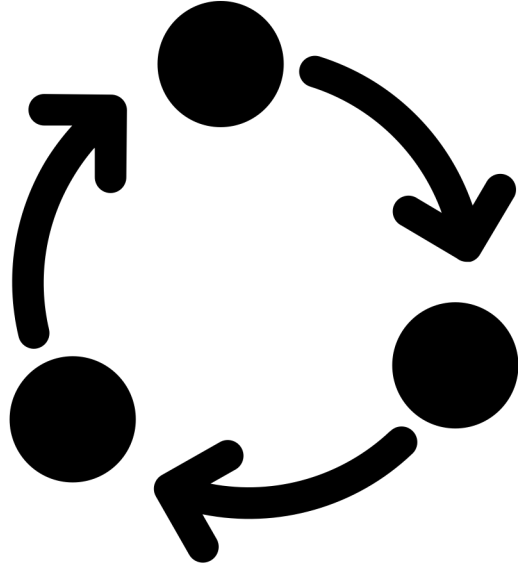
Your examiner may ask you to refer to these procedures during the Flight Review.



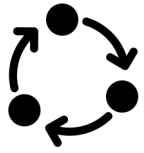
REQUIRED PROCEDURES:

CARs 901.23(1) No pilot shall operate a remotely piloted aircraft system unless the following procedures are established:

- a) Normal operating procedures, including pre-flight, take-off, launch, approach, landing and recovery procedures; and
- b) Emergency procedures, including with respect to;
 - i. a control station failure,
 - ii. an equipment failure,
 - iii. a failure of the remotely piloted aircraft,
 - iv. a loss of the command and control link,
 - v. a fly-away, and
 - vi. flight termination



FLIGHT REVIEW PROCESS



FLIGHT REVIEW PROCESS

The Flight Review consists of the planning, preparation, and completion of a RPAS flight. The goal is to ensure you have the required skills to plan and execute a RPAS flight safely and efficiently. It is important to remember the Flight Review is not a training flight but an evaluation of your knowledge and flight skills.

This section of the guide will walk you through a typical Flight Review, so you have a clear idea as to what to expect on the day of your Flight Review and how best to prepare.

You can expect your Flight Review to last approximately 1 to 2 hours in length.

Candidates must be familiar with the Flight Reviewer's Guide for Pilots of Remotely Piloted Aircraft Systems – TP 15395, as well as the Knowledge Requirements for Remotely Piloted Aircraft Systems – TP 15263. This guide is only preparatory in nature. Where a discrepancy exists between this guide and the aforementioned Transport Canada documents, the former gives way to the later.

FLIGHT REVIEW PROCESS



1. PREPARATION

Shortly after submitting your Flight Review application, and no less than 24 hours prior to the review, your examiner will contact you to coordinate the process.



PREPARATION ACTIVITIES:

1. Initial Contact

Your Flight Reviewer will contact you to introduce themselves and to coordinate a time and location that will work best for you both.

2. Flight Review Location and Scenario

You will be requested to plan a flight of at least 15 minutes duration simulating a normal operational RPAS flight which shall, at a minimum, include one take-off and one full stop landing.

3. Questions

This is a great opportunity to ask your Flight Reviewer and questions you may have.

2. PRE-FLIGHT

Pre-flight activities during the Flight Review can be thought of as anything from the time you meet your examiner to the time you are ready to begin your Take-Off procedures.



PRE-FLIGHT ACTIVITIES:

1. Welcome and Introduction

After meeting at the agreed upon time and location, your Flight Examiner will ask for your Transport Canada reference numbers and personal ID. They may also at this time ask to see any other documentation you might be required to have with you as a RPAS Pilot-in-Command.

2. Flight Examiner Briefing

Although you will be EXTREMELY familiar with the RPAS Flight Review process after reading all the Transport Canada documentation, your Flight Reviewer will provide you with a quick briefing outlining the ground portion of the Flight Review. Your examiner will also ensure you are aware of the standards as outlined in the appropriate Flight Review guide. Time will be taken to clear up any questions you may have regarding the Flight Review.

3. Pre-Flight Activities

Now with the formalities out of the way, your Flight Examiner will want to observe, discuss, and assess those pre-flight activities and emergency procedures listed in *TP 15263/ TP 15395*.

***OF NOTE:** It is your responsibility to make the final decision as to whether the Flight Review will be conducted.

3. FLIGHT

Flight Review items are those exercises, tasks or manoeuvres performed with the aircraft, including the pre-flight inspection, start-up, run-up, taxiing and emergency procedures.



FLIGHT ACTIVITIES:

1. Briefing

Following the ground portion, your examiner will provide you a thorough pre-flight briefing, to include:

- The sequence of exercises
- Ensuring you ask questions throughout the Flight Review if you are unsure of what is being asked of you
- Reminding you that you are Pilot-in-Command
- Conduct during emergency situations
- Ground references such as take-off and landing points, and any simulated obstacles

2. Flight Review Items As Per TP 15263 / TP 15395

- Take-Off
- Manual Flight Procedures
- Lost Link Procedures
- Fly-Away Procedures
- Landing Procedures

***OF NOTE:** The Flight Reviewer will not assist you in the management of the aircraft, radio communications, navigational equipment, and navigational charts. You will be PIC (Pilot-in-Command) and will be held responsible for the safety of the flight.

4. POST FLIGHT

Post Flight Activities conclude the Flight Review. Be sure to use the debriefing portion as an opportunity to learn.



POST FLIGHT ACTIVITIES:

1. Assessment

Your Flight Reviewer will first inform you how the Flight Review has been assessed – pass or fail.

2. Post Flight Debriefing

When a Flight Review has been completed or discontinued, a thorough debriefing of all phases of the Flight Review will be given to the candidate. The debrief will review strengths, weaknesses and opportunities for improvement.

3. Flight Review Results

If the Flight Review was successful, the applicant will be provided the opportunity to apply for the Pilot Certificate endorsed for Advanced Operations through their personal Drone Management Portal account.

If a pilot fails their Flight Review, they can re-test (providing the Flight Reviewer has availability) after 24 hours.

Thanks for taking the time to review this guide. We hope it helps to ensure a successful Flight Review. Please remember to Review the Flight Reviewer's Guide for Pilots of Remotely Piloted Aircraft Systems – TP 15395, as well as the Knowledge Requirements for Pilots of Remotely Piloted Aircraft Systems – TP 15263. You are now ready to apply for the Flight Review.

[Flight Review Application Form](#)



FLIGHT REVIEW APPLICATION
